


Powerlite Furie™



Powerlite Furie - Performance Without Compromise

Built on the proven Powerlite laser platform and using our energy through efficiency approach, the Furie delivers 7J of IR and 4J of green, ensuring excellent beam profile and overall performance that's best-in-class in all aspects of stability. This compact and robust laser is designed to operate 24/7 for set-and-forget industrial applications while providing flexibility and versatility required by scientific users, making it ideal for Ti:Sapphire pumping and materials processing applications

High Energy Nd:YAG
High Energy Nd:YAG
High Energy Nd:YAG
High Energy Nd:YAG

7J IR, 4J Green

10 Hz repetition rate

Superior beam quality

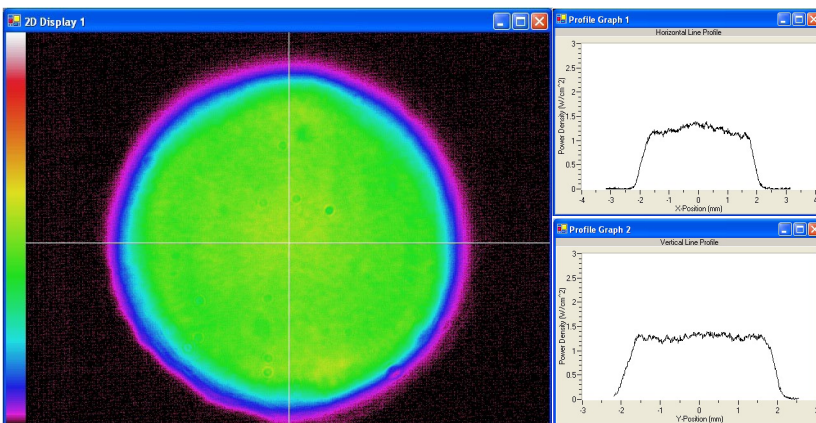
Proven Powerlite platform

Convenient Intuitive Graphical User Interface

Distributed intelligence power supply

Ongoing life-time analysis

Ideal for Ti:Sapphire pumping or materials processing



4J Green

Powerlite Furie Specifications

Description	PL Furie 1064nm	PL Furie 532nm
Repetition Rate (Hz)	10	10
Energy (J)	7J	4J
Pulsewidth (nsec)	12-14	11-13
Divergence (mrad)	<5	<5
Beam Pointing Stability ¹ ($\pm\mu\text{rad}$)	<40	<40
Beam Diameter (± 1 mm)	20	20
Beam Spatial Profile	flat top	flat top
Warm up time ² (min)	<30	<30
Jitter ³ ($\pm\text{ns}$)	1.0	1.0
Energy Stability ⁴ ($\pm\%$)	1.0; 0.5	1.5; 0.5
Energy Drift ⁵ ($\pm\%$)	<1.0	<1.5
Polarization	horizontal	vertical

Modular, single rack power supply



Notes

- 99.9% shots will be $\leq \pm 30$ μrad s with ΔT room $\leq \pm 3^\circ\text{C}$
- Time to reach full energy
- With respect to external trigger, unseeded
- The first value represents shot-to-shot for 99.9% of pulses, the second value represents RMS
- Average for 8 hours with $\Delta T \pm 3^\circ\text{C}$

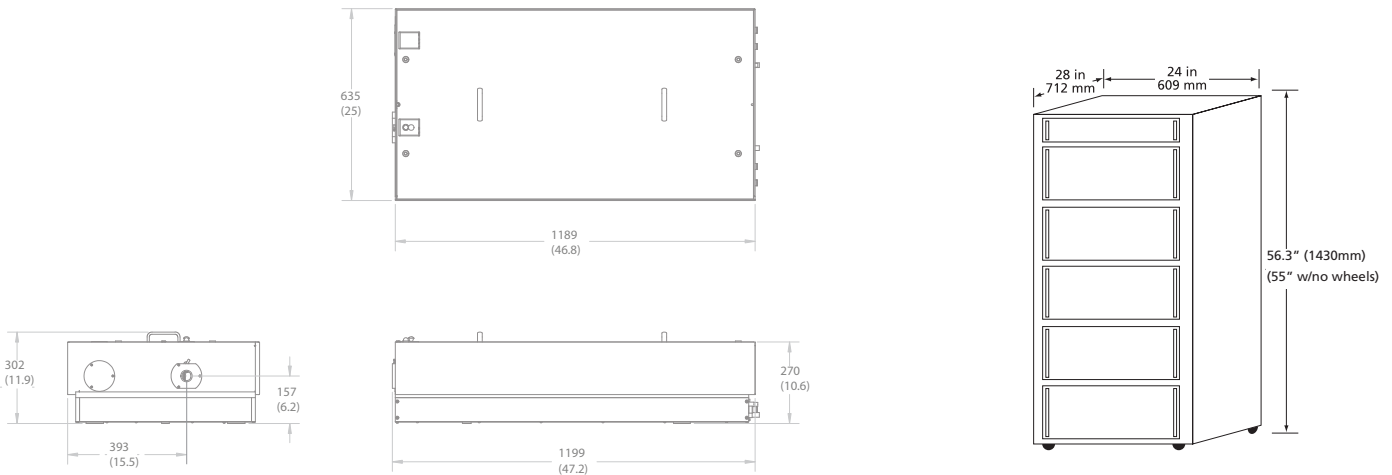
As a part of our continuous improvement program, all specifications are subject to change without notice.

Powerlite Furie System Requirements

Size	Optical Head (LxWxH)	1199 x 635 x 302 mm (47.2 x 25 x 11.9")
	Power Supply (LxWxH)	609 x 712 x 1430 mm (24x28x56.3") H=55" w/no wheels
Weight	Optical Head	245 kg (540 lbs)
	Power Supply	281 kg (620 lbs)
Water	Service	1-3 GPM (gallons/minute) at 10 - 40 PSI pressure drop $\times 2$
	Temperature	<22° C / 70° F (higher flow rate for higher temperature)
Electrical Service		200-240 V~, 50/60 Hz, single \emptyset , 40 A max.
Room Temperature		18 to 30° C / 65 to 87° F
Umbilical Length		4.5 m (15 ft)

Physical Layout

Dimensions in mm (inch)



Continuum
 140 Baytech Drive, San Jose, CA
 Tel (408) 727-3240 Fax (408) 727-3550
 www.continuumlasers.com

992-0095, Rev. D 8/15



Continuum[®]
 The High Energy Laser Company™

